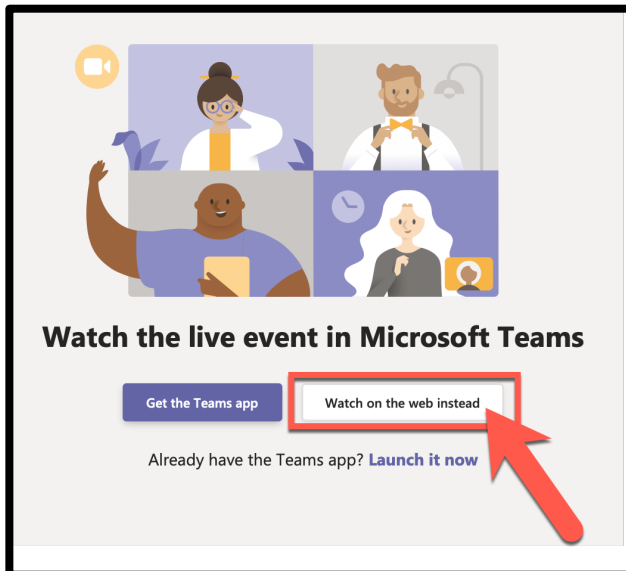
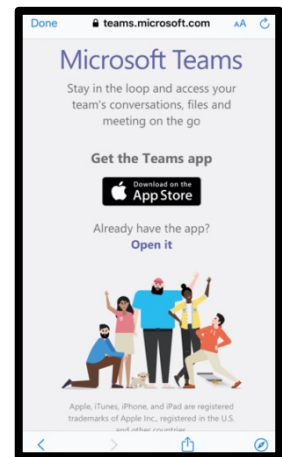


Join the live online event

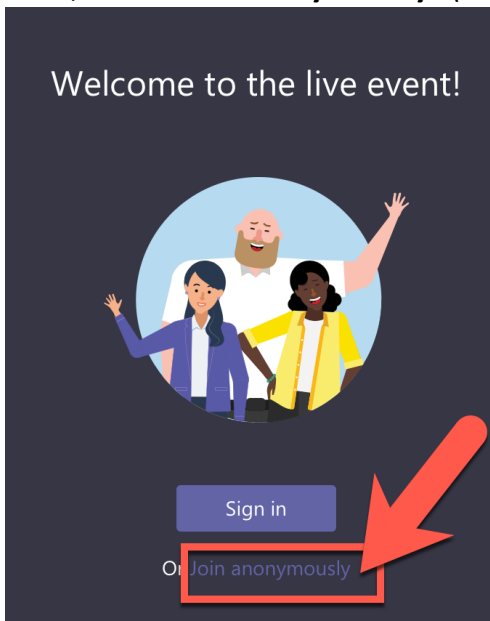
1. Click on the live event link, to join the event
 - a. If you open the live event link on a computer or laptop choose the “**Watch on the web instead**” button (*Works best in the [Chrome Web Browser](#)*)



- b. If you open the live event link on a mobile device, it might ask you to download the **Microsoft Teams app** from your app store on the mobile device




2. Next, click “**Join anonymously**” (*do not click Sign In*)



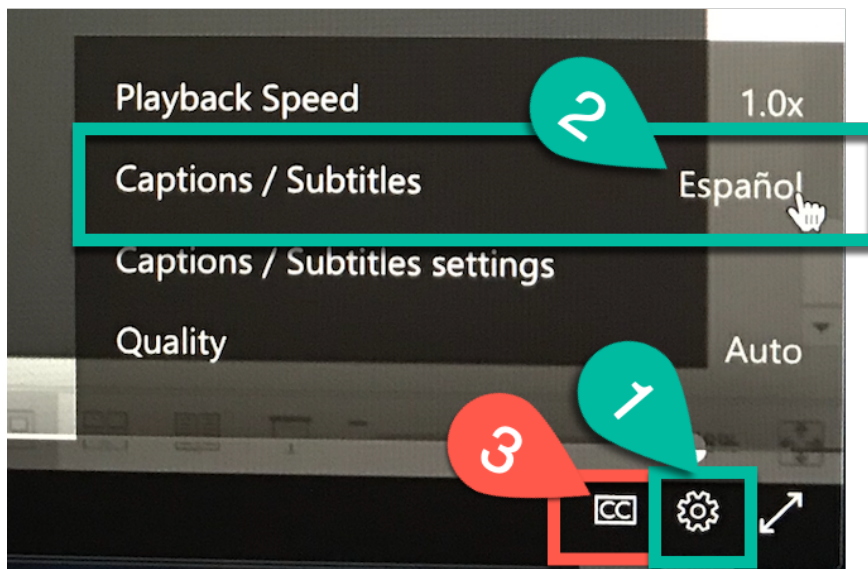
3. You will see this message if the live event has not started yet on your screen, stay in the event and it will begin shortly

The live event has not yet started

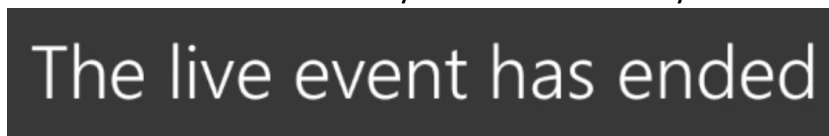
4. If the event has already started when you arrive just click the **Play button** to join in



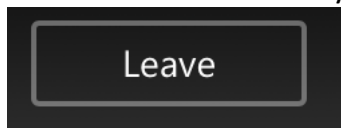
5. In the bottom right corner, you can select Captions / Subtitles by
(1) click on the Setting gear icon, then
(2) click the Language, and
(3) click CC button to show Captions/Subtitles in real time on the live online event



6. When live event has ended you will see this on your screen



7. To leave the live event you can click the Leave button at the top



Note: your camera and microphone on your device are automatically muted (not turned on) during the live event.